

Exhibition Poultry®

The #1 Internet Source For Information On Showing & Breeding Exhibition Poultry

Volume 4, Number 4 • <http://www.ExhibitionPoultry.net> • April 2013

In this issue . . . Leesville, Louisiana Show Results •
APA News • ABA News • The Development of New
Breeds by *Brian Reeder* • Secrets Of Feather De-
velopment • Feeding Oats To Poultry • Poultry Breed
Clubs Listing • APA & ABA Judges List • Upcoming
Shows, and more. . .



A Black Sumatra Cockerel exhibited by Patrick Owen of Pine Bluff, Arkansas was Champion Large Fowl at the El Dorado, Arkansas show on April 6th & Show Champion at Rison, Arkansas on March 3rd, 2013.

Ann Charles Photo

Exhibition Poultry Magazine®

Table of Contents

Secrets of Feather Development . .	02
APA News	03
ABA Happenings.	04
Protein Rich Feeds	06
Feeding Oats To Poultry	07
Development of New Breeds	08
Poultry Breed Clubs	09
Leesville, Louisiana Results	10
APA/ABA Judges List	13
Upcoming APA/ABA Shows	13
Display Ad Rates	14

Advertiser's Index

American Poultry Association . .	03
Cackle Hatchery	03
APA/ABA Youth Poultry Club . .	03
American Bantam Association .	04
Natl. Call Breeders of America. .	04
SkyBlueEgg Araucana	05
Smith Poultry Supplies	06
Jason Mayeux Cochins	13
Brian Reeder	08
Exhibition Poultry Magazine . .	14

On The Cover . . .

A Black Sumatra Cockerel exhibited by Patrick Owen of Pine Bluff, Arkansas was Champion Large Fowl at the El Dorado, Arkansas show on April 6th & Show Champion at Rison, Arkansas on March 3rd, 2013. . . . Cover Photo by Ann Charles



Exhibition Poultry Magazine® Advertising Rates and Deadline

Ad Deadline is the 24th of each month.

Please include an email address if you would like a proof of your ad before publication.

Columns are 2 3/8' wide.
This is the size of a \$6.25 1
column inch display ad.

Display Ads

Display ads are \$6.25 per column inch. Please include an email address if you would like a proof of your ad.

Exhibition Poultry Magazine®

P.O. Box 1027, Winnfield, LA 71483

<http://www.ExhibitionPoultry.net>

Ann Charles
Editor/Publisher

email: contact@SkyBlueEgg.com

Andrew S. Charles
Technical Support

email: admin@ExhibitionPoultry.net

Exhibition Poultry Magazine® publishes upcoming show listings and show results from the South Central states (TX, AR, LA, MS, OK) plus those results supplied by our paid advertisers. *We reserve the right to refuse any advertisement or article that is deemed to be of inappropriate content by the Managing Editor of this Publication.

Secrets Of Feather Development

Virtually all follicles from which feather growth originates are formed during embryo development.

Both the feather follicle and the initial feathers are derived from the embryonic epidermis. Formation of the feather germ, an elevation of elongated epidermal cells over a dermal papilla, is the first sign of feather development. In White Leghorns, the feather germ is first visible on the fifth day of incubation and undergoes an accelerated growth near the 10th day. Feather germ appears only in the specific areas along distinct tracts with a highly organized pattern of distribution.

Cells arising from the base differentiate as they progress to the peripheral regions of the growing feather.

Accordingly, the distal and the peripheral parts of the feather skeleton are developed before the proximal and central parts. The completed barbs, formed after barbules development, attach to the rachis to form a complete feather skeleton. By about 12 days of incubation the feather primordial reach a form approximating the definite organ.

Feather growth starts in the sheath of the feather follicle embedded in the skin.

At the base of this tubular packet in the epidermal layer of the skin there is specialized group of the cells from which many successive generations of feathers will be derived. These specialized cells consist of a core from the dermal layer of the skin and a thin covering of the cells from the outer epidermal layer. All parts of the feather are derived from the epidermal component, while the epidermal cells provide the essential nourishment and pigments for the growing feathers.

Adult feathers are essentially dead structures. However, developing feathers consists of three distinct cell types i.e., cuticle, cortex and medulla. Following rapid growth to the full size, the nutrient supply is stopped and the feather remains of the follicle as a nonliving structure.

When the feather is lost, dormant cells on the follicles are stimulated to generate a replacement.

Feather Nutrient Requirements

Genetics, hormonal balance and nutrition are involved in the normal feather development. However, the nutritional adequacy of the diet appears to be the major factor influencing both the structure and growth of feathers in chickens.

. . . continued on page 6



APA NEWS - April

As you read this, I will be packing to go to the APA Semi-annual in Ventura, California. The directors meeting is scheduled for April 12. If you would like to have anything discussed please contact your district director or email me at secretaryapa@yahoo.com. I hope some of you are planning on making the trip to California; the show will be at the Ventura County Fairgrounds right on the beach. Those of us from the "north" really enjoy the warm sunny weather in April!

The new APA website has been well received. The photo contest has its first monthly winner. Congratulations to Heather Hayes for sharing her pictures and winning a Trinket Box. I think this will be a popular addition and hope

many more people will share their pictures. Don't forget, there will be a winner every month. One thing we are trying to add to the website is a show listing with dates and contact information. If you want your show added, please drop me a line with that information. The people who are starting to acquire exhibition birds don't always know where the shows are and most of them use the internet to get information. Let's help them get acquainted with this great hobby.

Ads and articles for the 2013 yearbook are coming in at a good rate. The new color section has been well received and I think everyone will be happy with the results. One big

change this year is the deadline, by the time you read this I hope you have already sent your information because the yearbook committee is determined to see that this year it goes to press on time.

March is deadline month in the office, the yearbook, next issue of News & Views, and getting ready for the semi-annual in Ventura are my goals. It's a good thing Dick is busy in the barn and not in the way. So I'd better get back to work. Hope to see you down the road. Pat Horstman



APA ABA Youth Poultry Club

The club promotes opportunities to practice showmanship, cooperation and fellowship and to be involved with their home community and with the poultry fancy in general.

For more info go to: <http://www.apa-abayouthpoultryclub.org> or contact: Doris Robinson, National Director, 810 Sweetwater Rd., Philadelphia, TN 37846 ~ Phone: 865-717-6270 ~ Email: nanamamabrahma@att.net



**Hatching and
Shipping Since 1936**

- Egglayers
- Rare Breed Chicks
- Meat Birds
- Ducks
- Geese
- Turkeys
- Bantams
- Guineas
- Game Birds

Free Color Catalog

**Cackle Hatchery
P.O. Box 529
Lebanon, MO 65536
417-532-4581**


www.cacklehatchery.com



AMERICAN POULTRY ASSOCIATION

Website: <http://www.amerpoultryassn.com>

Contact: APA Secretary
PO Box 306, Burgettstown, PA 15021
Phone: 724-729-3459
Email: secretaryapa@yahoo.com



JOIN NOW

Individual Membership:

\$20 per year / \$50 for 3 years

Outside USA & Canada: \$40 per year

Junior Membership:

\$15 per year / \$40 for 3 years



ABA Happenings

April 2013

Greetings to all: Your ABA is working hard to keep the awards programs going as well as all our other programs. The next few years will be exciting for ABA members as we roll into the New Centennial. The ABA is celebrating our 100 year mark and if you are not a member - now would be a good time to join to be part of the celebration.

First and foremost - let's welcome the 2013 ABA Officers and Board of Directors. They are as follows;

President - Matt Lhamon, Ohio; Vice President - Rick Hare, NY; District Directors in their respective districts as follows: 1) Brian Knox, New Hampshire; 2) Richard Hickman, New Jersey; 3) Bill Sandoe, DE 4) Tom Roebuck, Jr., VA 5) Mike Stichler, OH 6) Wil Diaz 7) Anthony Ashley, SC 8) Tommy Lee, GA, 9) Johnny Sprouse, FL 10) appointment 11) Dwight Madson, MO, 12) Steve Jones, TX 13) Mike Johnson, CO, 14) Daniel Jerome,

WA, 15) Chris Tamayo, CA, and 16) Troy Laroche, Canada

A very special thanks goes to John Thomforde, MN for serving as our election commissioner. This is never fun - but really needed. Thanks!

The Board of Directors meet once a year in person, however we convene frequently on committee levels and when needed as a full board via email. Please keep this in mind and feel free to send in items of interest to your director if you so desire. Their contact information can be found on our website..www.bantamclub.com.

Our 2013 Legband program is still in full swing. An order form is included in your newsletter and will be part of the Spring newsletter scheduled for mailing this month. Costs are .38 ea. with a \$5 shipping fee. I urge everyone to order early. We do expect a FULL SELL-OUT this year. If you are unsure of what sizes you may need, check your latest Bantam Standard, the Website (click on LEGBANDS and on bottom of page FOR BANTAMS

see attached file - (click) Legband Ref. Chart), or email the office at fancybantams@embarqmail.com. We will help you get your bantams banded with pride!

2013 YEARBOOK - Our 2013 yearbook is shaping up nicely. We are looking for ads and articles. The book is a compilation of show results from 2012, award recognitions, and historical perspectives. Deadline for inclusion is May 1st 2013 - so don't delay. WE WILL BE OFFERING COLOR ADS THIS YEAR. They

will be taken on first come first serve basis. We must stay within a certain number of finished full pages, so we will monitor them.

YB Rates are as follows:

Full page Individual \$95 (\$150 color)

1/2 page Individual \$75 (\$100 color)

1/4 page individual \$40 (\$55 color)

1/8 page individual \$25 (\$35 color)

Judges Ads - \$35.00 (1/4 page with photo - no color option)

Full page club sponsored ad \$120 - 6 individual ad @\$20 ea with the club receiving top 1/4 for FREE)

Full page club sponsored (color \$180 - 6 individual ads @\$30 ea with the club receiving top 1/4 for FREE)

These can be reserved on our website at the online store. We are excited to see this year's book taking shape. The book should be mailed in the summer. At this point, we cannot confirm any shipping dates, but will do the best we can with the outstanding team we have.

I am dedicating all hours to calculating the Master Breeders and Master Exhibitors for 2012. Please understand that this is a monumental task and with a full time job aside from the ABA, I am doing the best I can. We will have a list ready at the next month's publication. The biggest project on the table right now is the Centennial Standard. There are sponsorship opportunities which you can be part of. This information will be published on the website soon and of course included in all emails and quarterly mailings to follow. You will surely be excited for this project as it moves forward. Many thanks to those who have already pledged their support of this exciting project.

The best way to reach me is a note in the mail - or an email to fancybantams@embarqmail.com. Take care of yourselves, your bantams and of course your fellow exhibitors.

Best Bantam Regards,

Karen Unrath - ABA Secretary



American Bantam Association

Website: <http://www.bantamclub.com>

Contact: **Karen Unrath**, Secretary
P.O. Box 127E, Augusta, NJ 07822
Phone: 973-383-8633
Fancybantams@embarqmail.com

President: **Jeff Halbach**
jeff.halbach@tds.net

Vice President: **Matt Lhamon**
mattlh@embarqmail.com

Membership Dues:

\$20 per year - \$50 for 3 years


\$400 for Life Membership
(check or money order only)

Outside of USA Rates:
\$30 per year - \$80 for 3 years

\$50.00 SPECIAL OFFER (US only) One year membership, plus current ABA Color Mini Bantam Standard, and New Member Patch.

New members receive a free copy of the latest available yearbook and quarterly.

NATIONAL CALL BREEDERS of America



National Call Breeders of America

A club formed for the promotion of breeding and exhibition of Call Ducks, offering National, District and Special Meets. Quarterly newsletters and annual yearbook.

Memberships: Junior (under 16) \$8/year; Individual \$15/year or \$29/2 years; Family \$17/year or \$33/2 years; Lifetime membership \$200. Visit our website at www.callducks.org to join online or purchase club merchandise, such as t-shirts, pins, patches, posters, etc.

For more information contact secretary Dennis Fuller, 1729 Otterville Blvd., Independence, Iowa 50644; 319-334-3497, wapsiwaterfowl@aol.com

(12-13)

SkyBlueEgg

*Breeding & Exhibiting Large Fowl Araucana, primarily in Black, Black Breasted Red, Golden Duckwing, White & Blue. **BOOKED FULL on Hatching Eggs and Day-Old Chicks through 8/31/2013.***



Black Araucana Hen
Reserve AOSB
Best of Breed
The Magnolia Classic
Leesville, Louisiana
March 23, 2013

SkyBlueEgg Araucana

Ann Charles, Winnfield, LA
contact@SkyBlueEgg.com
Websites: Araucana.com
& SkyBlueEgg.com
Phone: (479) 234-7418



Golden Duckwing
Araucana Cockerel
Reserve of Breed
The Magnolia Classic
Leesville, LA • 3-23-2013



White Araucana Cockerel
Best Of Variety
The Magnolia Classic
Leesville, LA • 3-23-2013



Five BB Red Araucana Pullets
BV, RV, 3rd, 4th, 5th
The Magnolia Classic
Leesville, LA • 3-23-2013

Since protein is the major component of the feathers, the majority of the research has been focussed on evaluating the bird's amino acids requirements for feather synthesis. Feathers are ectodermally derived proteinaceous material.

The main protein - Keratin - is characterised by its general insolubility, a result of the large number of di-sulfide bonds. The feather is constituted of 89-97% protein; dietary amino acids involved in the synthesis of feather keratin are the sulphur containing amino acids, cystine and methionine. Cystine is the major component of keratin, while methionine is involved through its conversion to cystine. This conversion is believed to occur both in the feather follicles and in the liver. The relative proportion of the sulphur containing amino acids is much greater in the integument than in muscle tissue and thus marginal dietary deficiency of these amino acids will often be initially manifested as abnormal feathering.

Vitamins And Minerals

Vitamins and minerals also play a significant role in feather development. Vitamin E deficiency in the ration of the chicks has resulted in characteristic feather abnormality followed by the bleeding of the feather pulp. Similar conditions were seen from inadequate pyridoxine, pantothenic acid, folic acid, biotin or nicotinic acid. Zinc is the only element for which evidence exists that zinc is specifically required for both normal bone and feather development of growing pullets.

REPRINTED FROM: WORLD POULTRY - Vol. 21 No 3. 2005: By Dr Muhammad Yousaf, University of Agriculture, Faisalabad, Pakistan

PROTEIN-RICH FEEDS AS SOURCES OF NUTRIENTS OTHER THAN AMINO ACIDS

Protein concentrates are also a source of many other nutrients that should be taken into account when formulating diets. These include the major minerals, Ca, P, Na, K, Cl, vitamins, including B12, choline and vitamin D and essential fatty acids. Consideration should be given to these nutrients because they may be either beneficial or in some cases, can be at such high concentrations as to be detrimental and limit the inclusion level.

Fish meal and meat and bone meal are good sources of calcium and phosphorus in an ideal ratio of 2:1, and these are of high availability when included in diets for mammals or birds. Plant protein concentrates have much lower levels, especially of calcium, with a ratio more in the region of 1:2. Furthermore, the phosphorus is mainly present and bound as phytate, so the total phosphorus is about one third available for poultry and fish. The deficiency of calcium in both cereals and plant protein concentrates is readily and economically corrected with limestone, but supplementary phosphorus sources are expensive. The high level of phytate P also leads to high faecal P output and environmental pollution. Phosphorus is the main cause of eutrophication in aquaculture. In many countries legislation limits the amount of P that can be disposed of in manure on land. This has given added impetus to the development of phytase enzyme that can be added to the diet to hydrolyse phytic acid and improve the availability. Consequently, dietary P levels can be reduced and less P is excreted. In aquaculture, much of the calcium requirements are obtained

by uptake from the water but P must be supplied from the diet. The digestibility in fish of P from fish meal is surprisingly low and variable and appears also to be inversely related to the ash content (NRC, 1993). Replacing a small part of the fish meal (51.8 percent reduced to 41.0 percent of diet) with 20 percent soybean, canola or peanut meals, increased diet true digestibility of P from 21.5, to 40.6 - and 43.4 percent respectively. Similarly, the replacement reduced total P from 1.74 to 1.5 - and 1.6 percent. If the same amount of P was absorbed, this reduction in intake would increase true digestibility to 24.6 percent. The much larger increase in digestibility reflects a 70.7 percent increase in the amount absorbed, despite replacing fish meal P with mainly phytate P of zero digestibility (Riche and Brown, 1999). The reduction in calcium supply by substitution of the part of the fish meal, is the most likely cause of the improved digestion of P.

Appetite or voluntary feed intake is important in all species but especially so in aquaculture, where feeds must first attract fish or crustaceans and then be palatable to be accepted. Amino acids, betaine and inosine appear to act as attractants. Glycine, proline, taurine and valine appear to be preferred by carnivorous fish, while aspartic and glutamic acids are preferred by omnivorous fish (NRC, 1993). Trimethylamine and its oxidation products, as well as highly oxidised oil, are deterrents for salmonids. Thus freshness of fish used in the preparation of fish meal and stability of the oil, through use of antioxidants, are important factors for quality meals.

PROTEIN-RICH FEEDS AS SOURCES OF ANTI-NUTRITIONAL FACTORS

The legume proteins contain protease inhibitors, lectins, tannins, phytates, antigenic proteins flatulence factors (oligosaccharides), and oestrogens (Huisman and Jansman, 1991). To this list can be added high fibre (non-starch polysaccharides) levels (which limit the inclusion levels in many situations) and contamination with mycotoxins.

The brassicas contain glucosinolates, tannins, phytate and have high fibre levels. The relevance of the different factors varies with animal species. Processing is available to



Smith Poultry & Game Bird Supplies

14000 W. 215th Street, Bucyrus, KS 66013
Ph. 913-879-2587 7:30 A. M. - 3 P. M. CST M-F
24-hour Fax: 913-533-2497
Email: smithtct@centurylink.cnet
Web www.poulttrysupplies.com

Our family-owned company has offered competitive prices & given fast, dependable service to our customers since 1988. 40-page color catalog contains many items: bands, books, brooders, catch nets, coops, feeders, founts, incubators, medications, netting, pullorum antigen, Tek-Trol & Oxine disinfectants, vaccines, vitamins, etc. Call us & we'll deliver your order to the shows & swaps we attend in 2013.

deal with several of these problems - dehulling, heating, solvent extraction and addition of enzymes as appropriate for the target animal species. Plant breeding, as in production of double zero rapeseed or canola meal, is another avenue.

Reference has been made previously to the different susceptibility of calves, fish and early-weaned piglets to antigenic proteins. For both calves and fish, the general principle is that the greater the degree of processing of vegetable proteins (with an increase in protein content from meal, to protein concentrate, to protein isolate), the better the performance but also the greater the feed cost. The improvement may be due to removal of a number of the factors, but the exact reason is not known. Even using soya protein concentrate with 68 percent protein content of high digestibility, growth of turbot and salmonids is significantly reduced when more than 50 percent of the fish meal protein is replaced (Day & Plascencia Gonzalez, 2000; Sveier et al., 2001).

Studies of digestibility of canola meal for trout also suggest that high levels of fibre, either alone or with phytate, result in poorer digestibility of protein (Mwachireya et al., 1999). Insoluble fibre increases the rate of passage through the intestinal tract, while soluble fibre increases the viscosity of the digesta and reduces the diffusion of nutrients to the absorptive mucosa. Pea fibre has been shown to increase the flow of water, mucus and endogenous N to the ileum of pigs. The endogenous N loss was best described as a function of the water holding capacity of the diet (Leterme et al., 1998).

Antigenic proteins may also enhance the turnover of intestinal mucosal proteins. Desquamated epithelial cells and mucus in turn encourage the growth of bacteria in the intestine. Bacterial degradation of this protein may result in production of ammonia, which is absorbed and lost via urine. True endogenous faecal N loss is then underestimated and digestibility overestimated.

In addition, and possibly of greater concern, are the additional energetic costs of enhanced intestinal protein turnover.

FROM: Protein nutrition requirements of farmed livestock and dietary supply - E.L. Miller, Nutrition Laboratory, Department of Clinical Veterinary Medicine, University of Cambridge - UK

Feeding Oats to Poultry

Oats (*Avena sativa*) are grown primarily in cool, wet regions of the world. The composition of the grain varies widely depending on the variety, climate, and fertilizer practices.

The composition of the hull can vary by 20% to 45%, resulting in a wide range of nutrient contents across different types of oats. The amino acid profile of the protein present in oats is similar to that of wheat. Oat grain contains significantly higher levels of lysine, methionine, and cystine than other cereals.

In the past, oats were used sparingly in poultry diets primarily because, aside from having a high fiber content, oats contain beta-glucans. Beta-glucans are antinutritional factors that reduce nutrient availability. The availability of feed enzymes has led to renewed interest in "alternative" grains, including oats. Enzyme supplementation of oats has been shown to compensate for the antinutritional factors and improve growth performance in broilers.

Whole oats have a high fiber content. Poultry are not able to digest fiber very well, so the inclusion of oat grain in poultry diets reduces the availability of dietary energy and other nutrients. Because of this combination of high fiber and low energy, oats are better suited for

use in pullet developers and breeder diets. Inclusion of oats in diets for replacement pullets has been shown to reduce mortality and cannibalism and to make the birds more resistant to the effects of heat stress. Feather pecking is a common problem in systems where the birds are not caged, and the addition of low levels of oat hulls, composing approximately 3% of the diet, during the rearing period has been shown to reduce feather pecking in flocks of laying hens. Inclusion of small amounts of oat hulls negatively impacts pellet quality.

Oats contain more oil than other cereals.



The oil is rich in unsaturated fatty acids, including the essential fatty acid linoleic acid. Because of this oil content, feeding poultry diets composed of more than 25% oats is reported to cause off flavors in chicken meat.

Nutrient Content of Oats

(from Feedstuffs Ingredient Analysis Table: 2011 Edition, by Amy Batal and Nick Dale, University of Georgia)

Dry matter: 90%
Metab. energy: 2550 kcal/kg (1160 kcal/lb.)
Crude protein: 11.5%
Methionine: 0.20%
Cysteine: 0.21%
Lysine: 0.40%
Tryptophan: 0.18%
Threonine: 0.28%
Crude fat: 4.0%
Crude fiber: 10.5%
Ash: 4%
Calcium: 0.10%

Total phosphorus: 0.35%
Nonphytate phosphorus: 0.14%

Naked Oats

Unlike oat groats, which are whole oats that have had the hull removed through mechanical means, naked oats (*Avena nuda*; also called hull-less oats) lose

“Oat grain contains significantly higher levels of lysine, methionine, and cystine than other cereals . . .”

“ . . .oats are better suited for use in pullet developers and breeder diets. Inclusion of oats in diets for replacement pullets has been shown to reduce mortality and cannibalism and to make the birds more resistant to the effects of heat stress.”

their hulls during the harvesting process. Because they have no hulls, naked oats are lower in fiber than regular oats. They are also higher in protein, fat, and energy content. Naked oats contain the same beta-glucans as whole oats. Canadian research indicates that naked oats can compose up to 60% of the diet of laying hens, replacing the corn, soybean meal, and oil. At this level, there is no loss in production, but feed efficiency is reduced. Using diets composed of 30% naked oats had no negative effect on feed efficiency.

Article courtesy of the eXtension Foundation, <http://www.extension.org>

THE DEVELOPMENT OF NEW BREEDS

By Brian Reeder

In the last two issues of Exhibition Poultry, I have written about breeding for disease resistance and the development of new varieties of existing breeds. Now I want to look at the development of new breeds. Many will ask why we need new breeds when we already have so many breeds? My simple answer is, "To each their own". Since the individual is paying for the birds and paying for their feed, caring for them and investing the time in their maintenance, it is their business what they do with their own birds, and if they want to make something new, that is their choice and right. Further, there is a long tradition of developing new breeds. If no one had ever set out to develop new breeds we would all be keeping jungle fowl, after all. For those who are satisfied with the current breeds in the US, then disease resistance breeding and perfection of type should be their priorities, but for those who see something new or different in their head, there may be no other alternative than to create their own breed. Some will say that this can't be done, but I heartily disagree. Someone made all the breeds we know today to begin with and there are records of many of the crosses made to create some of those breeds. All breeds are only a set of genes combined in a certain way and brought to a certain level of homozygosity for their representative gene combinations.


Once you determine what you want your breed to be, then you need to begin by deter-

mining the genes involved in that phenotype. There seem to be almost no known poultry genes that don't exist here in America in one form or another. It seems to me then, that while importing birds from overseas is fine if you want to bother with it, there is no need in the sense that there are few genes that we don't already have here to work with. Of course, if there is a gene unknown in the US that you feel you absolutely must work with, then you need to wait for it to mutate here or import it from abroad. Once you have determined the genetics of the phenotype you wish to put together, you will then need to find the source materials for those genes. For a full discussion of the specific genes of feather coloring and patterning or the skeletal form and feathering style genes see my books, *An Introduction To Color Forms of The Domestic Fowl* and *An Introduction To Form and Feathering of The Domestic Fowl*.

In securing disparate genes that you want to combine in a specific way, the reality is that there will be a good chance that you will be bringing in a lot of genes you also don't want, so developing your breed will be a job of both combining desired genes and eliminating undesirable genes. Specific genes can be gauged on the Mendelian Punnett Square based upon their particular segregation pattern and their dominance or recessiveness, while the progress of the overall phenotype is best gauged by using the bell curve method as I discussed in the last two articles.

I would suggest that anyone who wants to should take the opportunity to develop a breed that is distinctly their own. With the understanding that we now have of genetics in general and poultry genes in particular, there is no reason that anyone cannot develop their own breed. This cannot be done over night, but it can be done in a decade or two if you apply genetic knowledge to your breeding projects. I would also suggest selecting for disease resistance, along with fertility, good egg production traits (not necessarily commercial level, but enough to ensure ease of reproduction) and calm, friendly personality traits devoid of stereotypic behaviors such as feather picking and egg-eating as important criterion in developing any new breeds.

I believe that one of the things that hold us back the most is the belief that we can't develop new breeds. However, this is simply not true. I would suggest however, that we should not be shackled by the aesthetics of others and that we should determine what we most want to have in our poultry yards, what we want to develop and what we are willing to accept or make compromises on. Any phenotype desired can be made, so long as those phenotypes fall within realistic parameters of the genetic possibilities. Obviously, if the desire is to produce a hotpink feathered chicken, this is likely impossible, as we know of no genetic pathway to make such a color in poultry, but so long as the desired phenotype is within reason for the known genes, it should be pos-



Introducing Brian Reeder's *latest book . . .*

An Introduction to Form and Feathering of the Domestic Fowl

This book is available **NOW** at **Amazon.com & Authorhouse.com**

Amazon: <http://www.authorhouse.com/Bookstore/BookDetail.aspx?BookId=SKU-000450530>

Author House: http://www.amazon.com/Introduction-Form-Feathering-Domestic-Fowl/dp/1456747843/ref=sr_1_11?ie=UTF8&qid=1305509150&sr=8-11

Order your copy online today.

Plus see Brian Reeder's new blog at: <http://brianreederbreeder.blogspot.com>

sible. I would caution though, that some genes have deleterious secondary pleiotropic effects and the combination of multiple genes, each with deleterious effects, can combine into a much more deleterious situation that might make such combinations undesirable or unwise.

American poultry breeders were once some of the most creative in the world. Look at the long list of birds that were created by American breeders during the 1800's and early 1900's. Have we lost our creativity? Rather than complain about the shortcomings of existing breeds, I believe that we need to either fix the existing breeds showing problems or get on with it and make the breeds we want, as we have all the genes and know-how to do so. There is much good information now available to poultry hobbyists on poultry genetics and the future holds promise for greater knowledge of poultry genetics to become more and more available. There is no reason that we cannot develop new breeds to suit our own tastes, if we so desire.

Any individual can develop a new breed. However, I would seriously consider what it is I am trying to develop and how close that is to existing breeds. There is nothing wrong with making your breed to be very close to an existing breed with only one or two variations, but I might caution that this is perhaps a poor selection to then hope to ever introduce to the public at large. If such a breed is merely for your own use though, that is up to you. Let me offer an example of what is not making a new breed - you cannot just cross breed A with breed B and present the F1 as a new breed. To formulate a new breed, either by yourself or with a group of like-minded partners, you need to first think about the type that you most desire. What would these birds look like in all parts? What phenotype must be a certain way and what can show some variability? What are you willing to compromise on? Get any standard for any breed and study the breakdown of parts that make up a given breed. Familiarize yourself with what a standard is. You will need to figure out which breeds will combine best to make the phenotype you want.

Once you have decided on the breeds to blend and have obtained the initial stock to cross, set to work but be sure to not call the mixed generations your new breed until they are meeting your criteria in all the parts and is reproducing itself fairly well (at least 50% or more fully meeting the new breeds traits), and is recognizable as that type. It doesn't have to be totally homozygous and refined when you first present it, but it shouldn't be just F1, F2 or F3 segregants either, but if you are a true

perfectionist, you can wait until it is totally homozygous and breeding at 100% true to type.

It is best to select breeds, for making the new breed that add as few additive genes as possible, though sometimes this is easier said than done. For instance, if you want red earlobes, it would be best not to use white earlobed breeds too much in the origination phase. However, earlobe color may not be of the greatest concern. You need to decide what is of the greatest concern to you, and let that be your focus. You may spend several generations with some traits focused on and others allowed to be segregating until a later time when they will then be cleaned up. Try not to get too caught up in trivial points and focus on the most important things first. I personally do not find the earlobe to be a big deal (and maybe that is just me). I feel the same way about leg color. These are two examples of finding the compromise that will work for your aesthetic - in developing a new breed, I can personally let leg color and/or earlobe slide for a few generations while I focus on more important things like disease resistance, fertility, personality traits, or skeletal structure - all traits that are much more complex and difficult to fully set than something trivial like leg color, earlobe color or comb type.

Every new breed made will not catch on. Some will only satisfy you and just be your own private creation. Others may gain followings and survive into the future to become distinctly American breeds. It is up to us to choose whether we fulfill our dreams and create the birds we want or not. I believe that there is no reason that you can't have any phenotype you might desire, provided that you are willing to learn the genetics and the limitations of the genes, be patient, take your time with selection and stick to the standards that you set for your new breed.

We may find that in time we can develop truly stunning and amazing new phenotypes through such a disciplined and creative exercise and by trying unusual, unique or unknown combinations. As someone who is more concerned about the future survival of the various genes than the survival of any particular breed, I believe that this approach of developing new breeds offers one of many safeguards for the survival of specific genes. There may even be phenotypes yet to be developed that would become more popular than ANY that has been seen in America yet. I look forward to the possibilities that the study of genetics and the development of new breeds offer for the future of poultry in America.

BREED CLUBS

*Basic one-year listing
(3-4 lines) - just \$12*

Araucana Club Of America, Promoting the tufted, rumpless, blue egg laying Araucana. \$20.00 annual dues includes quarterly newsletter, breeders guide, and Araucana Handbook. Mail inquiries to: Araucana Club of America, 207 Pickens Drive, Pendleton, South Carolina 29670. Email: secretary@araucana.net. Visit our website and forum: www.araucana.net (10-13)

American Serama Association. Dues: \$15 Individual, \$20 Family, youth under 18 Free. AmericanSeramaAssociation.com. Contact: Dianne Brewer, 7955 Gilliam Road, Orlando, FL 32818, Psdianna@gmail.com. Sanctioning information for ASA Table Top Shows. Contact Edgar Mongold at edgarmongold@live.com (02-13)

American Sumatra Association, <http://sumatraassociation.org/> \$18/2yrs; \$25/3yrs. Doug Akers, 300 S. 400 W., Lebanon, IN 46052, email: dakers@purdue.edu (12-13)

American Sussex Association, Dues: \$10 or \$15. Mail to: 16813 Bridgeview Rd., Madill, OK 73446-8448. Website: americansussexbreeders.webs.com, americansussexassociation@yahoo.com, asamembership@ymail.com. (05-13)

National Call Breeders of America: <http://www.callducks.org>, Secretary: Dennis Fuller, email: wapsiwaterfowl@aol.com, 319-334-3497, Mail Memberships to: NCBA c/o Steve Jones, 9677 Butler Lane, Poetry, TX 75160 (12-13)

National Jersey Giant Club: Secretary: Robert Vaughn, 28143 CR 4, Pequot Lakes, MN 56472, <http://nationaljerseygiantclub.com> (12-12)

Rhode Island Red Club Of America: <http://www.showbirdbid.com/joomla/redclub>, Secretary: Frank Harris, 15483 Coatesville Rd., Beaverdam, VA 23015, email: fbharris@earthlink.net, 804-883-5682 (12-12)

United Orpington Club: <http://www.unitedorpingtonclub.com>, Secretary: Christina Korfus, PO Box 681, Cle Elum, WA. 98922, email: korfuskluckers@aol.com, 509-607-0405 (12-12)



The Magnolia Classic

1st Annual Spring Show

March 23rd, 2013

Vernon Parish Fairgrounds

Leesville, Louisiana

Judge: Pat Malone, Texas

**Results and Photos by Ann Charles
~ Show Results ~**

Bantam Class Champions

Champion Modern Game was a Lemon Blue Hen exhibited by Kristin Macha, TX; Reserve was a Brown Red Cock exhibited by Macha Bantams, TX.

Champion Old English Game was a BB Red OEG Cock exhibited by Bobby Durr, LA; Reserve was a BB Red OEG Cockerel exhibited by Brooks Romero, LA.

Champion SCCL was a SC RIR Cockerel exhibited by P.E.E.P., LA; Reserve was a SC RIR Pullet exhibited by P.E.E.P., LA.

Champion RCCL was a White Wyandotte Hen exhibited by Jason Mayeaux, LA; Reserve was a Black Roseomb Pullet exhibited by P.E.E.P., LA.

Champion Feather Leg was a Black Cochon Cock exhibited by Jason Mayeaux, LA; Reserve was a Blue Cochon Hen exhibited by Linda Tobia, MI.

Champion AOCCL was a Dark Cornish Hen exhibited by L. J. Rouen; Reserve was a Dark Cornish Pullet exhibited by L. J. Rouen.

Champion Bantam Duck was a was a Grey Call Hen exhibited by Cody Hanna, LA (Junior); Reserve was a Black East Indie Cock exhibited by Linda Tobia, MI.

Champion Bantam was a Dark Cornish Hen exhibited by L. J. Rouen, LA. **Reserve Champion Bantam** was a Black Cochon Cock exhibited by Jason Mayeaux, LA.

Champion Water Fowl was a Grey Call Hen exhibited by Cody Hanna, LA (Junior); Re-



Grand Champion of the Show was a Dark Cornish Hen exhibited by L. J. Rouen, Louisiana

serve was a Black East Indie Cock exhibited by Linda Tobia, MI.

Large Fowl Class Champions

Champion American was a Rosecomb RIR Cock exhibited by Frankie Harper, AR; Reserve was a Black Java Pullet exhibited by Kate Hartline, LA.

Champion Asiatic was a Blue Cochon Hen exhibited by Linda Tobia, MI; Reserve was a Black Cochon Pullet exhibited by Linda Tobia, MI.

Champion English was a Black Orpington Cock exhibited by Mary Driver, LA; Reserve was a Buff Orpington Hen exhibited by Katy Thompson (Junior).

Champion AOSB was a BB Red Modern Game exhibited by Macha Bantams, TX; Reserve was a Black Araucana Hen exhibited by Ann Charles, LA.

Champion Large Fowl was a Rosecomb RIR Cock exhibited by Frankie Harper, AR. **Reserve Champion Large Fowl** was a was a Black Orpington Cock exhibited by Mary Driver, LA.

Grand Champion of the Show was a Dark Cornish Hen exhibited by L. J. Rouen, LA.

Reserve Grand Champion of the Show was a Black Cochon Cock exhibited by Jason Mayeaux, LA.

Junior Show Results

Champion Junior Bantam was a was a Grey Call Hen exhibited by Cody Hanna, LA.

Champion Junior Large Fowl was a Buff Orpington Hen exhibited by Katy Thompson, LA.

Novice Show Results

Champion Novice Bantam was a Mille Fleur D'Uccle Cock exhibited by Doug Savell, LA.

Champion Novice Large Fowl was a Black Orpington Cock exhibited by Mary Driver, LA.



Champion Old English Game was a BB Red OEG Cock exhibited by Bobby Durr, LA



Reserve Grand Champion of the Show was a Black Cochin Cock exhibited by Jason Mayeaux, LA.



Champion Water Fowl was a Grey Call Hen exhibited by Cody Hanna, LA (Jumior)



Champion Modern Game was a Lemon Blue Hen exhibited by Kristin Macha, TX



Champion RCCL was a White Wyandotte Hen exhibited by Jason Mayeaux, LA



Champion SCCL was a SC RIR Cockerel exhibited by P.E.P



Champion Asiatic was a Blue Cochin Hen exhibited by Linda Tobia, MI





Champion AOSB was a BB Red Modern Game exhibited by Macha Bantams, Texas.



Champion Large Fowl was a Rosecomb RIR Cock exhibited by Frankie Harper, AR.



The show building at Vernon Parish Fairgrounds was well lit and climate controlled.



Awards were plentiful with rosettes to all class and reserve class champions, plus custom designed trophies awarded to champion birds in the Open, Novice and Junior divisions.



Ann Charles, Magnolia Classic show secretary.

SOUTH CENTRAL APA & ABA JUDGES

One-year listing, bold, and underlined, with details just \$12.

ARKANSAS

Jacob Bates 614 N. Hancock St. , Charleston, AR 72933 479/965-5222.

John D. Tunstill 3170 S. Hunt Lane , Fayetteville, AR 72701-8058 501/442-4209.

LOUISIANA

JIMCRAIN, APA General Lic #1184, ABAGeneral Lic #344, Bantam Duck #157, Serama #26. 318-455-9980: 1520 Fincher Creek, Minden, La. 71055 (03-14)

Jerry McCarty 513 McKinley St. , Haughton, LA 71037 318/949-0027.

OKLAHOMA

L. C. "Corky" Higbee 6100 Cemetery Road , Noble, OK 73068-8604 405/872-7504.

Richard Peters P.O. Box 735 , Noble, OK 73068 405/527-8513.

Robert D. Murray 920 S.E. 21st Street , Oklahoma City, OK 73129 405/632-7085.

TEXAS

SAMUEL BRUSH, 1009 Hillview Drive, Keller, TX 76248-4012, slbrush@verizon.net, 817.379.6475, APA General License. (12-13)

James Cooper 1111 Woodbine Street , Kemp, TX 75143 903/498-7168.

Monty Fitzgeralds, 1713 CR 4280, Decatur, TX 76234; 940-393-8907

Tracy Hill 10721 Truman Street, Amarillo, TX 79118; 806/622-2488.

Melody Jonas 436 CR 3605 , Lampasas, TX 76550-9711; 512/556-2800.

Dwayne Jonas 436 CR 3605 , Lampasas, TX 76550-9711; 512/556-2800.

STEVE JONES, 9677 Butler Lane, Poetry, TX 75160, ghia4me@sprynet.com, 972-636-9093, APA/ABA General License. (12-13)

Charles Mahoney 11312 Earlywood Drive , Dallas, TX 75218; 214/324-3911.

PAT MALONE, 4903 Brazowood Circle, Arlington, TX 76017, 817.478.2397, PatMalone@pleasantrydagechurch.org. APA General License, Bantam Chicken & Bantam Duck (12-13)

Jeff Maxwell Jr. 5230 Abercreek, Friendswood, TX 77546 409/258-5662.

Joe H. Osburn 296 CR 4896 , Boyd, TX 76023 817/220-6261.

ADDITIONAL STATES

JEFF HALBACH, 31601 High Dr. Burlington, WI 53105. jeff.halbach@tds.net, 262-534-6994. Bantam Chicken & Duck. (12-13)

Upcoming APA & ABA Shows

LA - AR - OK - TX - MS

April 2013

April 6, 2013

El Dorado, Arkansas, Fairgrounds. South Central Regional Classic. Contact: Bill & Debbie Atwood, 1557 Grant 733, Sheridan, Arkansas 72150. (870) 942-7361, bildeb@windstream.net.

April 13, 2013

San Marcos, Texas, Hays County Civic Center. Fancy Feathers. Contact: Jaci Kroupa, fresheggs91@yahoo.com; website: <http://www.fancyfeatherstx.org/>

April 20, 2013

Jennings, Louisiana, Jeff Davis Parish Fairgrounds. Judge: Jim Crain. For more information, contact: Maddi Williams, 940-736-9491 MaddiWilliams@yahoo.com, email: clpoultryclub@yahoo.com, website: <http://clpoultryclub.wix.com/mainpage>

May 2013

May 4, 2013

Little Rock, Arkansas, Arkansas State Fair Spring Show, Arkansas State Fair grounds. Entries at: <http://arkansasstatefair.com/livestockindex/Springfair.html> or contact: contact Dr. Keith Bramwell 479-841-6498.

October 2013

October 03, 2013

Pine Bluff, Arkansas, Southeast Arkansas District Fair. Contact: Lewis Hinkle, 870.543.0198, tootie9901@yahoo.com. Judges: Pat Malone, TX, open show and Peyton Igo, LA, Junior show.

October 18, 2013

Little Rock, Arkansas, Arkansas State Fair, Arkansas State Fair grounds. Entries at: <http://arkansasstatefair.com/livestockindex/Springfair.html> or contact: contact Dr. Keith Bramwell 479-841-6498.

November 2013

November 23, 2013

Haynesville, Louisiana - Pelican State Classic hosted by the North Louisiana Poultry Club - Contact: Jim Crain, jacrain@chilitech.com. Judges: Anthony Ashley and Jacob Bates



BANTAM BLACK COCHINS

El Dorado, Arkansas

South Central Classic Poultry Show
April 6, 2013

Champion Featherleg

Black Cochin Cock

Leesville, Louisiana

Magnolia Classic Poultry Show
March 23, 2013

RESERVE SHOW CHAMPION

Champion Featherleg

Black Cochin Cock

**Bantam Black Cochin pairs
for sale starting at \$75 each.**

Jason Mayeaux

Alexandria, Louisiana
Email: jgm686@yahoo.com





Check box above for this size ad.

1 column by 3
inches. No extra
charge for small
color picture.

Price: **\$20**



Check box above for this size ad.

1 column by 2". No
picture... just
\$12.50



Check box above for this size ad.

1 column by 4
inches. No extra
charge for color
picture.

Price: **\$25**



Check box for this size ad.

This is 2 columns by 4 inches. There are no extra charges for a color picture. Win ads, poultry for sale, upcoming shows, breed clubs, and all commercial advertising is welcomed. This size ad with a color picture is just **\$50** for one run.

Special One-Year Packages: Any ad run for a full year, with only minor text changes throughout the year, PRE-PAID in full, is 50% off the single insertion rate. Example: An ad this size, run for one year (12 issues) is only \$300 (*1/2 the regular price*). And NO extra charge for color!

Special 3 month Packages: Any ad run for 3 months, with only minor text changes throughout that time, PRE-PAID in full, is **25% off** the single insertion rate. Example: A 2 column by 4 inch ad package run for **3 issues** (see ad size above) is just **\$112** if pre-paid. (a \$38 savings). This is ideal for clubs advertising their shows.

Print your ad copy below: (or email: ads@ExhibitionPoultry.net)

Show Name: _____

Make checks payable to: **Exhibition Poultry Magazine®**

Mail to: E. P., Ann Charles, P. O. Box 1027, Winnfield, LA 71483

Clearly print your email address below if you want a proof of your ad:

Your Email: _____

ExhibitionPoultry.net